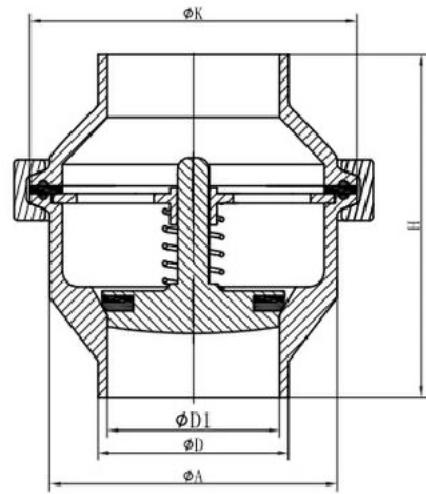
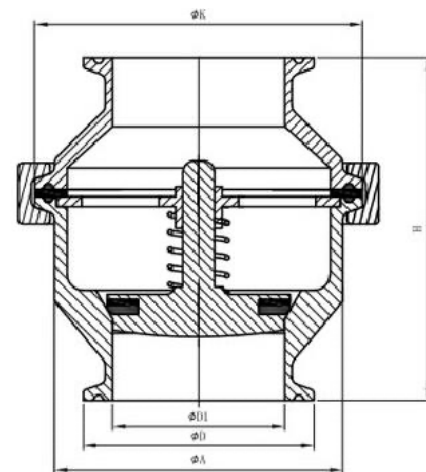


溶接式チャッキ バルブ
Welded check valve



| SIAE | D | D1 | A | H | K |
|-------|-----|-----|-----|-----|------|
| DN25 | 28 | 25 | 51 | 72 | 64 |
| DN32 | 34 | 31 | 51 | 72 | 64 |
| DN40 | 40 | 37 | 63 | 77 | 77.5 |
| DN50 | 52 | 49 | 80 | 81 | 91 |
| DN65 | 70 | 66 | 95 | 97 | 106 |
| DN80 | 85 | 81 | 108 | 101 | 119 |
| DN100 | 104 | 100 | 129 | 107 | 145 |

| SIAE | D | D1 | A | H | K |
|------|-------|------|-----|-----|------|
| 1" | 25.4 | 22.1 | 51 | 72 | 64 |
| 1.5" | 38.1 | 34.8 | 63 | 77 | 77.5 |
| 2" | 50.8 | 47.5 | 80 | 81 | 91 |
| 2.5" | 63.5 | 60.2 | 95 | 97 | 106 |
| 3" | 76.2 | 72.9 | 108 | 101 | 119 |
| 4" | 101.6 | 97.6 | 129 | 107 | 145 |

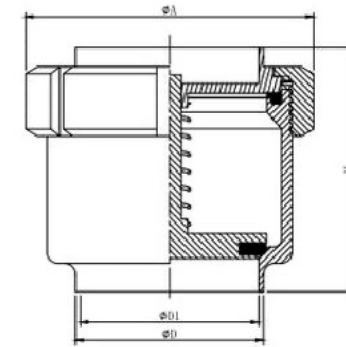


クランプ式チャッキ バルブ
Clamp type check valve

| SIAE | D | D1 | A | H | K |
|-------|------|-----|-----|-----|------|
| DN25 | 50.5 | 25 | 51 | 92 | 64 |
| DN32 | 50.5 | 31 | 51 | 92 | 64 |
| DN40 | 50.5 | 37 | 63 | 97 | 77.5 |
| DN50 | 64 | 49 | 80 | 101 | 91 |
| DN65 | 91 | 66 | 95 | 117 | 106 |
| DN80 | 106 | 81 | 108 | 121 | 119 |
| DN100 | 119 | 100 | 129 | 137 | 145 |

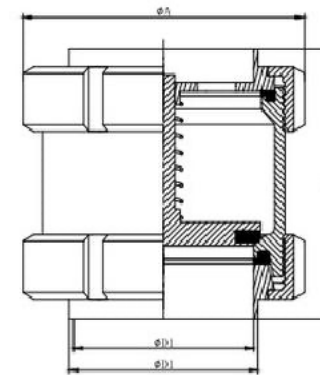
| SIAE | D | D1 | A | H | K |
|------|------|------|-----|-----|------|
| 1" | 50.5 | 22.1 | 51 | 92 | 64 |
| 1.5" | 50.5 | 34.8 | 63 | 97 | 77.5 |
| 2" | 64 | 47.5 | 80 | 101 | 91 |
| 2.5" | 77.5 | 60.2 | 95 | 117 | 106 |
| 3" | 91 | 72.9 | 108 | 121 | 119 |
| 4" | 119 | 97.6 | 129 | 137 | 145 |

チャッキ バルブ
Check valve



| SIAE | D | D1 | A | H |
|-------|-----|-----|-----|-----|
| DN25 | 28 | 25 | 63 | 72 |
| DN32 | 34 | 31 | 70 | 68 |
| DN40 | 40 | 37 | 78 | 78 |
| DN50 | 52 | 49 | 92 | 79 |
| DN65 | 70 | 66 | 112 | 91 |
| DN80 | 85 | 81 | 127 | 105 |
| DN100 | 104 | 100 | 148 | 135 |

ルーズチャッキ バルブ
Loose check valve



| SIAE | D | D1 | A | H |
|-------|-----|-----|-----|-----|
| DN25 | 28 | 25 | 63 | 81 |
| DN32 | 34 | 31 | 70 | 91 |
| DN40 | 40 | 37 | 78 | 95 |
| DN50 | 52 | 49 | 92 | 101 |
| DN65 | 70 | 66 | 112 | 114 |
| DN80 | 85 | 81 | 127 | 133 |
| DN100 | 104 | 100 | 148 | 143 |